





District Health Assessment for Multiple District 6 through September 2025

		Clubs							Membership							Member Strength		Cancellation		Reports			Finance	Leadership			
District Name	Status/ Number of Months in Status *	Active Clubs	Clubs in Status Quo	Total Clubs	% Status Quo Clubs in Financial Suspension	New Clubs	Cancelled Clubs	YTD Net Club Gain/Loss	Current Members In Active Clubs	Current Members In Status Quo Clubs	Current Total Members Count	YTD Add	YTD Drop	YTD NetGrowth (includes Active and Status Quo)	YTD NetGrowth% (includes Active and Status Quo)	Member Count 12 Months Ago	Average Member Count Per Club	% of Clubs with less than 20 members	Average Cancelled Club Age	Members Lost Due to Cancelled Clubs	% of Clubs Reporting Service	% No MMR in 3 Months	% No Officer Report in 12 months	% of Clubs with balance 90+ days	Number of Zone Chairs Recorded	Number of Region Chairs Recorded	District Officers Vacancies **
6 NE	T(24)	33	0	33	0%	0	0	0	792	0	792	13	14	-1	-0.13%	847	24	55%	0	0	30%	64%	6%	33%	0	0	2nd VDG
6 C	T(24)	24	0	24	0%	0	0	0	509	0	509	20	13	7	1.39%	472	21	71%	0	0	42%	50%	4%	13%	2	0	2nd VDG
6 SE	T(24)	20	0	20	0%	0	0	0	417	0	417	9	10	-1	-0.24%	429	21	55%	0	0	25%	50%	0%	10%	1	0	2nd VDG, GLT, GST
6 W	T(24)	28	0	28	0%	0	0	0	660	0	660	32	24	8	1.23%	677	24	61%	0	0	46%	32%	0%	7%	6	0	
		105	0	105	0%	0	0	0	2378	0	2378	74	61	13	0.55%	2,425	23	60%	0	0	36%	50%	3%	17%	9	0	




District Health Assessment for Multiple District 17 through September 2025

		Clubs							Membership							Member Strength		Cancellation		Reports			Finance	Leadership			
District Name	Status/ Number of Months in Status *	Active Clubs	Clubs in Status Quo	Total Clubs	% Status Quo Clubs in Financial Suspension	New Clubs	Cancelled Clubs	YTD Net Club Gain/Loss	Current Members In Active Clubs	Current Members In Status Quo Clubs	Current Total Members Count	YTD Add	YTD Drop	YTD NetGrowth (includes Active and Status Quo)	YTD NetGrowth% (includes Active and Status Quo)	Member Count 12 Months Ago	Average Member Count Per Club	% of Clubs with less than 20 members	Average Cancelled Club Age	Members Lost Due to Cancelled Clubs	% of Clubs Reporting Service	% No MMR in 3 Months	% No Officer Report in 12 months	% of Clubs with balance 90+ days	Number of Zone Chairs Recorded	Number of Region Chairs Recorded	District Officers Vacancies **
17 K	T(24)	63	0	63	0%	0	0	0	1113	0	1113	20	29	-9	-0.80%	1,146	18	63%	0	0	6%	60%	0%	13%	9	3	
17 A		68	0	68	0%	0	1	-1	1373	0	1373	31	34	-3	-0.22%	1,392	20	54%	96	0	34%	60%	0%	0%	10	0	
17 N		67	0	67	0%	0	0	0	1354	0	1354	23	22	1	0.07%	1,376	20	58%	0	0	28%	43%	1%	16%	10	0	
		198	0	198	0%	0	1	-1	3840	0	3840	74	85	-11	-0.29%	3,914	19	59%	96	0	23%	55%	1%	10%	29	3	




District Health Assessment for Multiple District 21 through September 2025

 Status/ District Name Number of Months in Status *		Clubs							Membership							Member Strength		Cancellation		Reports			Finance	Leadership			
		Active Clubs	Clubs in Status Quo	Total Clubs	% Status Quo Clubs in Financial Suspension	New Clubs	Cancelled Clubs	YTD Net Club Gain/ Loss	Current Members In Active Clubs	Current Members In Status Quo Clubs	Current Total Members Count	YTD Add	YTD Drop	YTD NetGrowth (includes Active and Status Quo)	YTD NetGrowth% (includes Active and Status Quo)	Member Count 12 Months Ago	Average Member Count Per Club	% of Clubs with less than 20 members	Average Cancelled Club Age	Members Lost Due to Cancelled Clubs	% of Clubs Reporting Service	% No MMR in 3 Months	% No Officer Report in 12 months	% of Clubs with balance 90+ days	Number of Zone Chairs Recorded	Number of Region Chairs Recorded	District Officers Vacancies **
21 N		60	0	60	0%	1	0	1	1528	0	1528	87	51	36	2.41%	1,496	25	48%	0	0	43%	0%	0%	22%	12	2	
21 S	T(24)	41	0	41	0%	0	1	-1	1030	0	1030	60	46	14	1.38%	947	25	41%	68	0	49%	15%	0%	5%	9	0	
		101	0	101	0%	1	1	0	2558	0	2558	147	97	50	1.99%	2,443	25	46%	68	0	46%	6%	0%	15%	21	2	




District Health Assessment for Multiple District 28 through September 2025

 Status/ District Name Number of Months in Status *		Clubs							Membership							Member Strength		Cancellation		Reports			Finance	Leadership			
		Active Clubs	Clubs in Status Quo	Total Clubs	% Status Quo Clubs in Financial Suspension	New Clubs	Cancelled Clubs	YTD Net Club Gain/ Loss	Current Members In Active Clubs	Current Members In Status Quo Clubs	Current Total Members Count	YTD Add	YTD Drop	YTD NetGrowth (includes Active and Status Quo)	YTD NetGrowth% (includes Active and Status Quo)	Member Count 12 Months Ago	Average Member Count Per Club	% of Clubs with less than 20 members	Average Cancelled Club Age	Members Lost Due to Cancelled Clubs	% of Clubs Reporting Service	% No MMR in 3 Months	% No Officer Report in 12 months	% of Clubs with balance 90+ days	Number of Zone Chairs Recorded	Number of Region Chairs Recorded	District Officers Vacancies **
28 U	T(24)	25	0	25	0%	0	0	0	387	0	387	20	17	3	0.78%	442	15	68%	0	0	28%	44%	0%	24%	0	0	1st VDG,2nd VDG
28 T	T(24)	24	0	24	0%	0	0	0	507	0	507	27	7	20	4.11%	500	21	58%	0	0	8%	29%	0%	21%	0	0	
		49	0	49	0%	0	0	0	894	0	894	47	24	23	2.64%	942	18	63%	0	0	18%	37%	0%	22%	0	0	




District Health Assessment for Multiple District 38 through September 2025

		Clubs							Membership							Member Strength		Cancellation		Reports			Finance	Leadership			
District Name	Status/ Number of Months in Status *	Active Clubs	Clubs in Status Quo	Total Clubs	% Status Quo Clubs in Financial Suspension	New Clubs	Cancelled Clubs	YTD Net Club Gain/Loss	Current Members In Active Clubs	Current Members In Status Quo Clubs	Current Total Members Count	YTD Add	YTD Drop	YTD NetGrowth (includes Active and Status Quo)	YTD NetGrowth% (includes Active and Status Quo)	Member Count 12 Months Ago	Average Member Count Per Club	% of Clubs with less than 20 members	Average Cancelled Club Age	Members Lost Due to Cancelled Clubs	% of Clubs Reporting Service	% No MMR in 3 Months	% No Officer Report in 12 months	% of Clubs with balance 90+ days	Number of Zone Chairs Recorded	Number of Region Chairs Recorded	District Officers Vacancies **
38 L	T(24)	37	0	37	0%	0	0	0	700	0	700	15	14	1	0.14%	714	19	59%	0	0	14%	65%	0%	14%	7	0	2nd VDG
38 I	T(24)	32	0	32	0%	0	0	0	734	0	734	8	10	-2	-0.27%	723	23	44%	0	0	19%	56%	3%	3%	7	0	
38 O	T(24)	25	0	25	0%	0	0	0	668	0	668	12	25	-13	-1.91%	690	27	48%	0	0	40%	28%	4%	16%	0	0	
38 N	T(24)	28	0	28	0%	0	0	0	639	0	639	6	9	-3	-0.47%	664	23	64%	0	0	64%	64%	0%	7%	0	0	
		122	0	122	0%	0	0	0	2741	0	2741	41	58	-17	-0.62%	2,791	22	54%	0	0	32%	55%	2%	10%	14	0	




District Health Assessment for Multiple District 39 through September 2025

<div></div> <div>Status/ Number of Months in Status *</div>		Clubs							Membership							Member Strength		Cancellation		Reports			Finance	Leadership			
		Active Clubs	Clubs in Status Quo	Total Clubs	% Status Quo Clubs in Financial Suspension	New Clubs	Cancelled Clubs	YTD Net Club Gain/ Loss	Current Members In Active Clubs	Current Members In Status Quo Clubs	Current Total Members Count	YTD Add	YTD Drop	YTD NetGrowth (includes Active and Status Quo)	YTD NetGrowth% (includes Active and Status Quo)	Member Count 12 Months Ago	Average Member Count Per Club	% of Clubs with less than 20 members	Average Cancelled Club Age	Members Lost Due to Cancelled Clubs	% of Clubs Reporting Service	% No MMR in 3 Months	% No Officer Report in 12 months	% of Clubs with balance 90+ days	Number of Zone Chairs Recorded	Number of Region Chairs Recorded	District Officers Vacancies **
39 W	T(24)	30	0	30	0%	0	0	0	916	0	916	35	17	18	2.00%	862	31	33%	0	0	37%	40%	0%	17%	7	0	
39 E	T(24)	23	0	23	0%	0	0	0	371	0	371	6	9	-3	-0.80%	359	16	74%	0	0	26%	61%	0%	22%	4	0	2nd VDG
		53	0	53	0%	0	0	0	1287	0	1287	41	26	15	1.18%	1,221	24	51%	0	0	32%	49%	0%	19%	11	0	




District Health Assessment for District 15 through September 2025

		Clubs							Membership							Member Strength		Cancellation		Reports			Finance	Leadership			
District Name	Status/ Number of Months in Status *	Active Clubs	Clubs in Status Quo	Total Clubs	% Status Quo in Financial Suspension	New Clubs	Cancelled Clubs	YTD Net Club Gain/Loss	Current Members In Active Clubs	Current Members In Status Quo Clubs	Current Total Members Count	YTD Add	YTD Drop	YTD NetGrowth (includes Active and Status Quo)	YTD NetGrowth% (includes Active and Status Quo)	Member Count 12 Months Ago	Average Member Count Per Club	% of Clubs with less than 20 members	Average Cancelled Club Age	Members Lost Due to Cancelled Clubs	% of Clubs Reporting Service	% No MMR in 3 Months	% No Officer Report in 12 months	% of Clubs with balance 90+ days	Number of Zone Chairs Recorded	Number of Region Chairs Recorded	District Officers Vacancies **
15	T(24)	36	0	36	0%	0	0	0	827	0	827	11	20	-9	-1.08%	854	23	61%	0	0	14%	39%	3%	3%	0	0	2nd VDG
		36	0	36	0%	0	0	0	827	0	827	11	20	-9	-1.08%	854	23	61%	0	0	14%	39%	3%	3%	0	0	




District Health Assessment for District 37 through September 2025

		Clubs							Membership							Member Strength		Cancellation		Reports			Finance		Leadership		
District Name	Status/ Number of Months in Status *	Active Clubs	Clubs in Status Quo	Total Clubs	% Status Quo Clubs in Financial Suspension	New Clubs	Cancelled Clubs	YTD Net Club Gain/Loss	Current Members In Active Clubs	Current Members In Status Quo Clubs	Current Total Members Count	YTD Add	YTD Drop	YTD NetGrowth (includes Active and Status Quo)	YTD NetGrowth% (includes Active and Status Quo)	Member Count 12 Months Ago	Average Member Count Per Club	% of Clubs with less than 20 members	Average Cancelled Club Age	Members Lost Due to Cancelled Clubs	% of Clubs Reporting Service	% No MMR in 3 Months	% No Officer Report in 12 months	% of Clubs with balance 90+ days	Number of Zone Chairs Recorded	Number of Region Chairs Recorded	District Officers Vacancies **
37		57	0	57	0%	0	0	0	1525	0	1525	44	29	15	0.99%	1,502	27	40%	0	0	28%	37%	2%	14%	3	0	
		57	0	57	0%	0	0	0	1525	0	1525	44	29	15	0.99%	1,502	27	40%	0	0	28%	37%	2%	14%	3	0	




District Health Assessment for District 40 through September 2025

		Clubs							Membership							Member Strength		Cancellation		Reports			Finance	Leadership			
District Name	Status/ Number of Months in Status *	Active Clubs	Clubs in Status Quo	Total Clubs	% Status Quo in Financial Suspension	New Clubs	Cancelled Clubs	YTD Net Club Gain/Loss	Current Members In Clubs	Current Members In Status Quo Clubs	Current Total Members Count	YTD Add	YTD Drop	YTD NetGrowth (includes Active and Status Quo)	YTD NetGrowth% (includes Active and Status Quo)	Member Count 12 Months Ago	Average Member Count Per Club	% of Clubs with less than 20 members	Average Cancelled Club Age	Members Lost Due to Cancelled Clubs	% of Clubs Reporting Service	% No MMR in 3 Months	% No Officer Report in 12 months	% of Clubs with balance 90+ days	Number of Zone Chairs Recorded	Number of Region Chairs Recorded	District Officers Vacancies **
40	T(3)	45	0	45	0%	0	0	0	880	0	880	39	37	2	0.23%	858	20	62%	0	0	44%	40%	0%	27%	7	3	2nd VDG
		45	0	45	0%	0	0	0	880	0	880	39	37	2	0.23%	858	20	62%	0	0	44%	40%	0%	27%	7	3	



District Health Assessment for District 46 through September 2025

 Status/ District Number Name of Months in Status *		Clubs							Membership							Member Strength		Cancellation		Reports			Finance	Leadership			
		Active Clubs	Clubs in Status Quo	Total Clubs	% Status Quo Clubs in Financial Suspension	New Clubs	Cancelled Clubs	YTD Net Club Gain/Loss	Current Members In Clubs	Current Members In Status Quo Clubs	Current Total Members Count	YTD Add	YTD Drop	YTD NetGrowth (includes Active and Status Quo)	YTD NetGrowth% (includes Active and Status Quo)	Member Count 12 Months Ago	Average Member Count Per Club	% of Clubs with less than 20 members	Average Cancelled Club Age	Members Lost Due to Cancelled Clubs	% of Clubs Reporting Service	% No MMR in 3 Months	% No Officer Report in 12 months	% of Clubs with balance 90+ days	Number of Zone Chairs Recorded	Number of Region Chairs Recorded	District Officers Vacancies **
46	T(24)	50	0	50	0%	0	0	0	1129	0	1129	33	15	18	1.62%	1,140	23	48%	0	0	42%	38%	8%	16%	12	5	
		50	0	50	0%	0	0	0	1129	0	1129	33	15	18	1.62%	1,140	23	48%	0	0	42%	38%	8%	16%	12	5	

* - District Status: P - Provisional, T - Transitional.
** - District Officers Vacancies: DG - District Governor, 1st VDG - First Vice District Governor, 2nd VDG - Second Vice District Governor.